

HW-300A

Shipped in bulk(500pcs per pack)

Notice : It is requested to read and accept "IMPORTANT NOTICE" written on the back of the front cover of this catalogue.

●Absolute Maximum Ratings

Item	Symbol		Limit	Unit
Max. Input Current	I_C	Const. Current Drive	20	mA
Operating Temp. Range	Topr.		-40 ~ +110	°C
Storage Temp. Range	Tstg.		-40 ~ +125	°C

Note : For constant-voltage drive, stay within this input voltage derating curve envelope.

●Electrical Characteristics($T_a=25^\circ\text{C}$)

Item	Symbol	Conditions	Min.	Typ.	Max.	Unit
Output Hall Voltage	V_H	Const. Voltage Drive B=50mT, $V_C=1\text{V}$	168		320	mV
Input Resistance	R_{in}	B=0mT, $I_C=0.1\text{mA}$	240		550	Ω
Output Resistance	R_{out}	B=0mT, $I_C=0.1\text{mA}$	240		550	Ω
Offset Voltage	$V_{os}(Vu)$	B=0mT, $V_C=1\text{V}$	-7		+7	mV
Temp. Coefficient of V_H	αV_H	Average on 0~40°C B=50mT, $I_C=5\text{mA}$		-1.8		%/°C
Temp. Coefficient of R_{in}	αR_{in}	Average on 0~40°C B=0mT, $I_C=0.1\text{mA}$		-1.8		%/°C
Dielectric Strength		100V D.C	1.0			M Ω

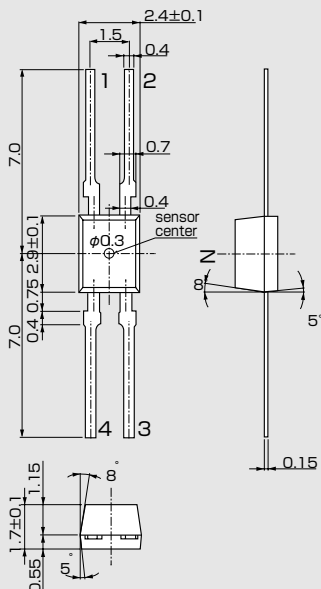
Notes : 1. $V_H = V_{HM} - V_{os}(Vu)$ (VHM: meter indication)

$$2. \alpha V_H = \frac{1}{V_H(T_1)} \times \frac{V_H(T_3) - V_H(T_2)}{(T_3 - T_2)} \times 100$$

$$3. \alpha R_{in} = \frac{1}{R_{in}(T_1)} \times \frac{R_{in}(T_3) - R_{in}(T_2)}{(T_3 - T_2)} \times 100$$

$T_1 = 20^\circ\text{C}$, $T_2 = 0^\circ\text{C}$, $T_3 = 40^\circ\text{C}$

●Dimensional Drawing(Unit : mm)



Pinning		
Input	1 (±)	3 (〒)
Output	2 (〒)	4 (±)

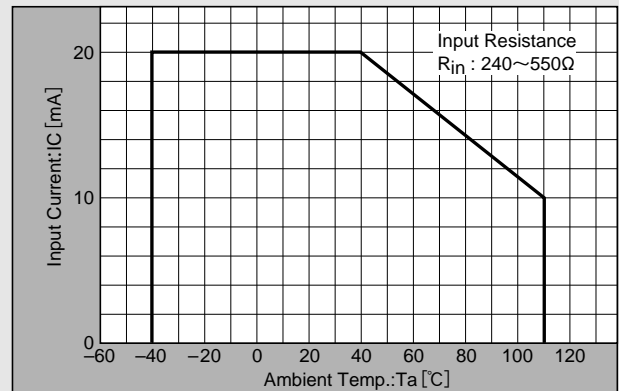


●Classification of Output Hall Voltage (V_H)

Rank	V_H [mV]	Conditions
C	168 ~ 204	B=50mT, $V_C=1\text{V}$ Constant Voltage Drive
D	196 ~ 236	
E	228 ~ 274	
F	266 ~ 320	

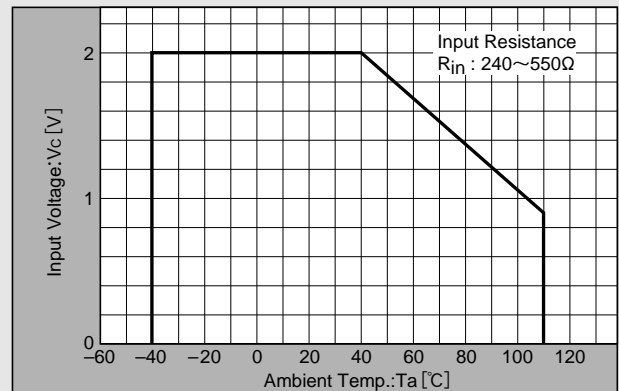
Note : When ordering, specify 3-rank or wider range(e.g.,C,D,E).

●Input Current Derating Curve



Note : R_{in} of Hall element decreases rapidly as ambient temperature increases. Ensure compliance with input current derating curve envelope, throughout the operating temperature range.

●Input Voltage Derating Curve

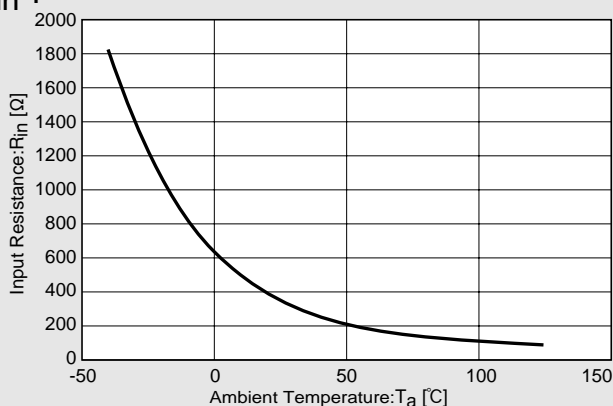


Note : For constant-voltage drive, stay within this input voltage derating curve envelope.

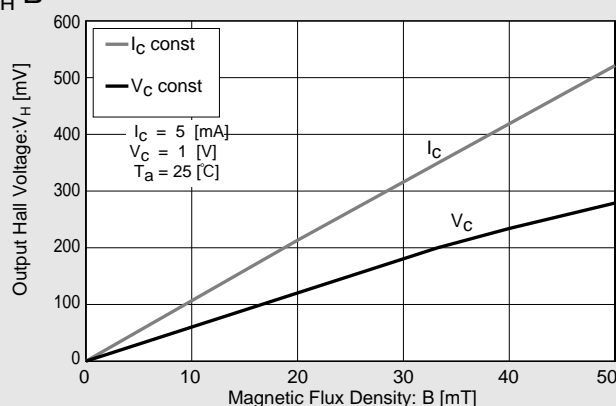
•Please be aware that our products are not intended for use in life support equipment, devices, or systems. Use of our products in such applications requires the advance written approval of our sales staff.
 Certain applications using semiconductor devices may involve potential risks of personal injury, property damage, or loss of life. In order to minimize these risks, adequate design and operating safeguards should be provided by the customer to minimize inherent or procedural hazards. Inclusion of our products in such applications is understood to be fully at the risk of the customer using our devices or systems.

●Characteristic Curves

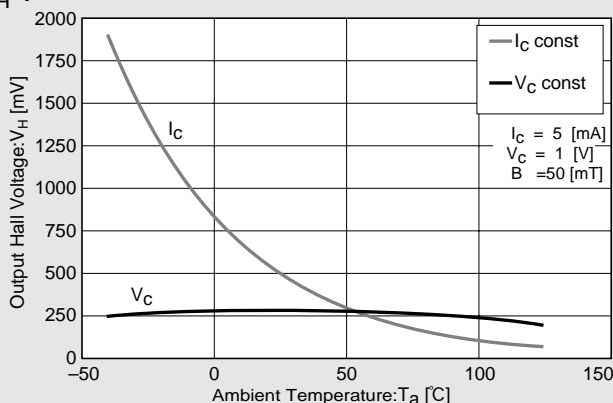
R_{in} -T



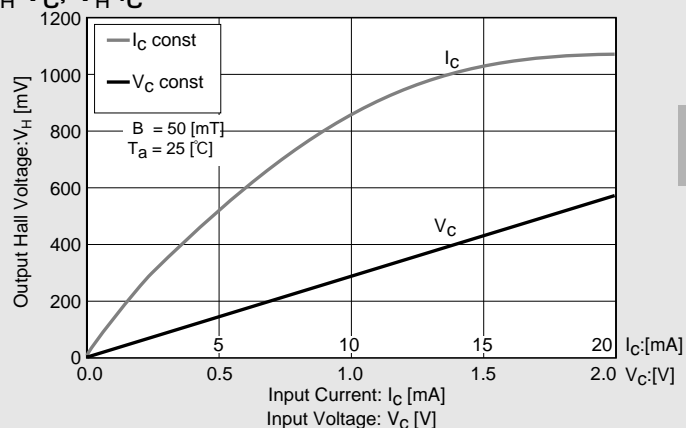
V_H -B



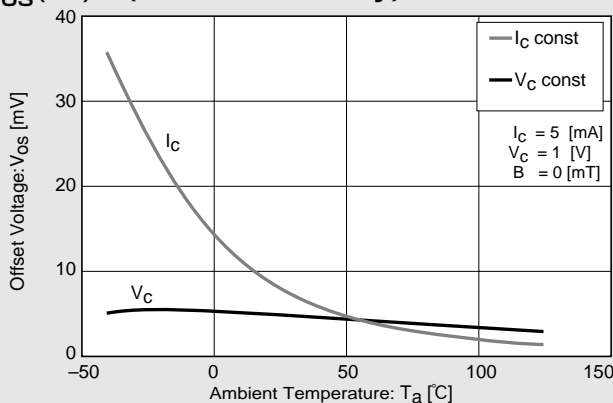
V_H -T



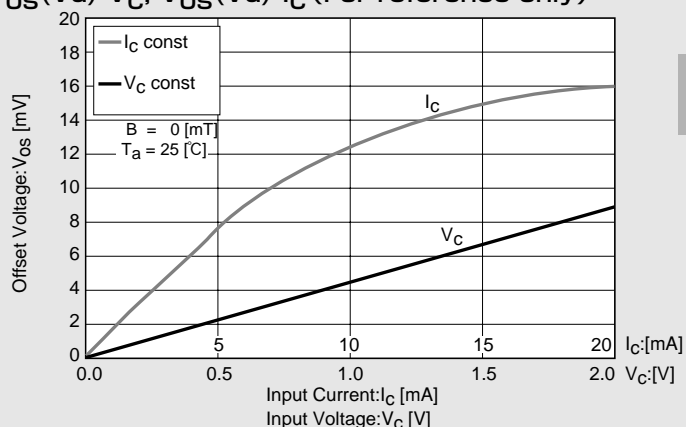
V_H - V_C , V_H - I_C



$V_{OS}(V_u)$ -T (For reference only)



$V_{OS}(V_u)$ - V_C , $V_{OS}(V_u)$ - I_C (For reference only)



※Magnetic Flux Density
 1[mT]=10[G]

In This Example : $R_{in}=350$ [Ω], $V_{OS}=4.7$ [mV], $[V_C=1$ [V]]

IMPORTANT NOTICE

- These products and their specifications are subject to change without notice. When you consider any use or application of these products, please make inquiries the sales office of Asahi Kasei EMD Corporation (AKEMD) or authorized distributors as to current status of the products.
- AKEMD assumes no liability for infringement of any patent, intellectual property, or other rights in the application or use of any information contained herein.
- Any export of these products, or devices or systems containing them, may require an export license or other official approval under the law and regulations of the country of export pertaining to customs and tariffs, currency exchange, or strategic materials.
- AKEMD products are neither intended nor authorized for use as critical components^{Note1)} in any safety, life support, or other hazard related device or system^{Note2)}, and AKEMD assumes no responsibility for such use, except for the use approved with the express written consent by AKEMD. As used here:
 - Note1) A critical component is one whose failure to function or perform may reasonably be expected to result, whether directly or indirectly, in the loss of the safety or effectiveness of the device or system containing it, and which must therefore meet very high standards of performance and reliability.
 - Note2) A hazard related device or system is one designed or intended for life support or maintenance of safety or for applications in medicine, aerospace, nuclear energy, or other fields, in which its failure to function or perform may reasonably be expected to result in loss of life or in significant injury or damage to person or property.
- It is the responsibility of the buyer or distributor of AKEMD products, who distributes, disposes of, or otherwise places the product with a third party, to notify such third party in advance of the above content and conditions, and the buyer or distributor agrees to assume any and all responsibility and liability for and hold AKEMD harmless from any and all claims arising from the use of said product in the absence of such notification.

ASAHI KASEI EMD CORPORATION

Headquarters

1-23-7 Nishi-Shinjyuku, Shinjyuku-ku, Tokyo 160-0023, Japan

TEL : +81-3-6911-2800 FAX : +81-3-6911-2815

Osaka Office

1-2-6 Dojimahama Kita-ku, Osaka 530-8205, Japan

TEL. +81-6-6347-3133 FAX. +81-3-6911-2815

Europe Office

Market House, 19/21 Market Place, Wokingham, Berkshire, RG40 1AP, U.K.

TEL : +44-118-979-5777 FAX : +44-118-979-7885

Shanghai Office

Room 2321, Shanghai Central Plaza, 381 Huaihai Zhong Road, Shanghai 200020, China

TEL. +86-21-6391-6111 FAX. +86-21-6391-6686

Seoul Office

8th fl., KTP B/D, 27-2 Yoido-dong, Youngdungpo-gu, Seoul 150-742, Korea

TEL. +82-2-3775-0990 FAX. +82-2-3775-1991

AKM Semiconductor, Inc

Western US Sales

1731 Technology Dr Suite 500 San Jose, CA 95110, USA

TEL. +1-408-436-8580 FAX. +1-408-436-7591

Eastern US Sales

629 Bamford Road Cherry Hill, NJ 08003, USA

TEL. +1-856-424-7211 FAX. +1-856-424-7344

URL

<http://www.akemd.com>

North American Distributor: GMW Associates

955 Industrial Rd, San Carlos, CA 94070, USA

TEL. +1-650-802-8292 FAX. +1-650-802-8298

EMAIL sales@gmw.com WEB www.gmw.com