


Asahi**KASEI**


Small-Sized Current Sensor CQ-121E, CQ-131E



ASAHI KASEI EMD CORPORATION

Features

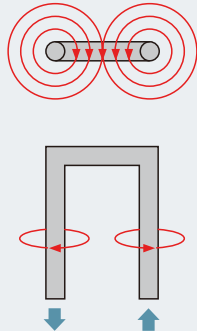
- Small-sized open loop current transducer using Linear Hall Effect IC
- Simple structure and few parts
- The primary conductor and the Hall Effect IC are isolated electrically
- The amplifier is unnecessary. It is possible to connect to micro-computer or AD converter directly.
- Small-size 8 (D) × 20 (W) × 14 (H)
- Supply voltage range 3~5.5V
- Ratiometric analog output
- Quick response Typ. 3μs
- Supply current Typ. 9mA
- Operating Temperature Range -30~80°C
- In accordance with IEC standards



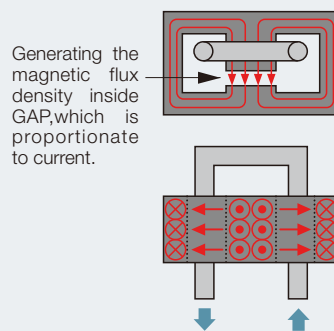
Principles and Configuration of Current Transducer

Principles of current sensing

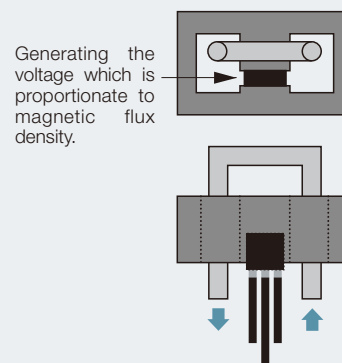
- Generating the magnetic flux density outside the primary conductor, when the current is biased in the primary conductor.



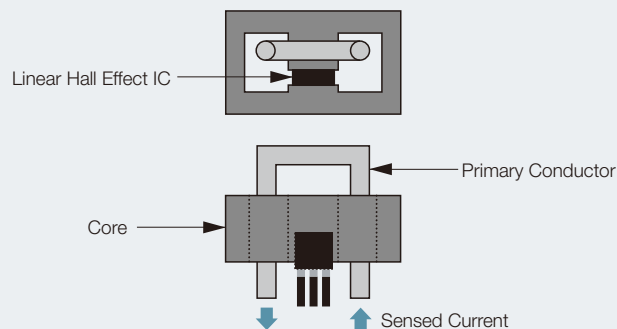
- Generating the parallel magnetic field inside the core.



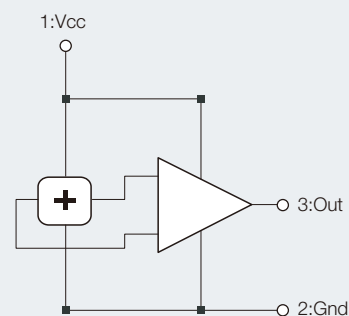
- Inserting Linear Hall Effect IC into GAP.



Configuration of CQ-121E,131E



Functional Block Diagram



Others

◆Frequently Asked Questions

Q1: How much is sensed current resolution?

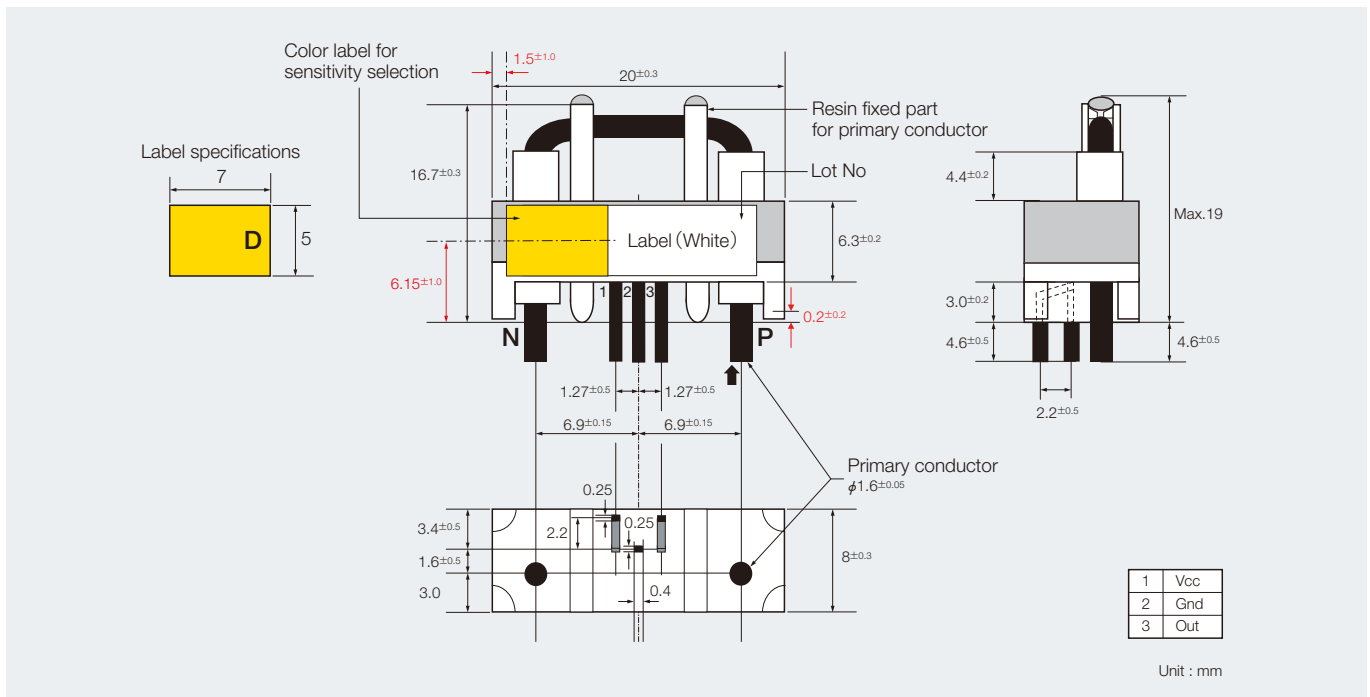
A1: CQ-121E is about 100mA, CQ-131E is about 250mA.

Q2: How much is maximum current?

A2: "Maximum DC continuous current is 30A.

Linearity error ±1% of CQ-121E is guaranteed between -25 and 25A.
And that of CQ-131E is between -50 and 50A."

Dimensions CQ-121E, CQ-131E



Electrical specifications of CQ-121E, 131E

◆ Absolute Maximum Ratings (Ta=25°C) CQ-121E, 131E

Item	Symbol	Limit	Unit
Maximum Input Voltage	Vccmax	6	V
Maximum Output Current	Iomax	±1.2	mA
Operating Temp Range	Topr	-30 ~ 80	°C
Storage Temp Range	Tstg	-30 ~ 85	°C

◆ Electrical specifications for current sensing (Ta=25°C, Vcc=5V) CQ-121E

Item	Symbol	Min	Typ	Max	Unit	Remarks
Maximum DC sensed current	I _{max}	-30		30	A	
Rated sensed current	I _{in}	-25		25	A	Linearity error guarantee range
Maximum sensed current	I _{ns}	-30		30	A	Output unsaturation range ^{Note1)}
Sensitivity	V _h	55	63.5	72	mV/A	^{Note2)}
Linearity error	ρ	-1		1	%F.S.	Hysteresis is included ^{Note3)}

Note1) Design target

Note2) Slope in approximate straight line

Note3) Maximum difference between approximate straight line and measured output voltage divided by maximum rated current

◆ Electrical specifications (Ta=25°C, Vcc=5.0V) CQ-121E, 131E

Item	Symbol	Min	Typ	Max	Unit	Remarks
Supply current	I _{cc}		9	12	mA	Without load
Offset voltage ^{Note1)}	V _{of}	2.35	2.5	2.65	V	I _{in} =0
Response time ^{Note2)}	T _{rr}		3	5	μsec	
Frequency response ^{Note2)}	f	50	100		kHz	10% Decrease point
Temperature drift ^{Note3)}	V _{hd}	-5		5	%	The maximum error from room temperature
Temperature coefficient of V _{of} ^{Note3)}	V _{ofd}	-0.5		0.5	mV/°C	I _{in} =0
Isolation voltage		1.5			kV	60sec (Commercial cycle)
Isolation resistance ^{Note2)}		500			MΩ	500V (DC)

Note1) Output voltage at 0 (A) in approximate straight line

Note2) Design target

Note3) For reference only

◆ Recommended operating condition (Ta=25°C) CQ-121E, 131E

Item	Symbol	Min	Typ	Max	Unit
Supply voltage	Vcc	3.0	5.0	5.5	V
Output current	I _o	-1		1	mA

CQ-131E

Item	Symbol	Min	Typ	Max	Unit	Remarks
Maximum DC sensed current	I _{max}	-30		30	A	
Rated sensed current	I _{in}	-50		50	A	Linearity error guarantee range
Maximum sensed current	I _{ns}	-60		60	A	Output unsaturation range ^{Note1)}
Sensitivity	V _h	24	27	30	mV/A	^{Note2)}
Linearity error	ρ	-1		1	%F.S.	Hysteresis is included ^{Note3)}

◆ Sensitivity rank CQ-121E

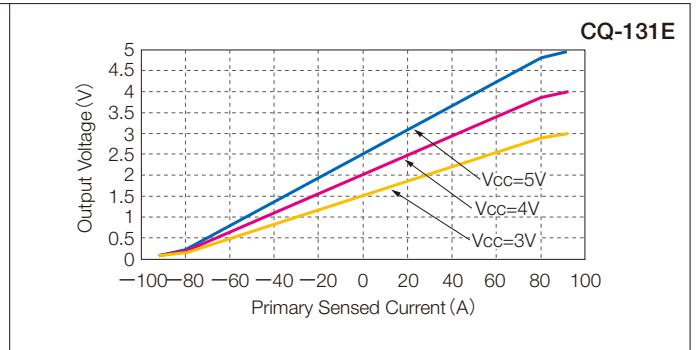
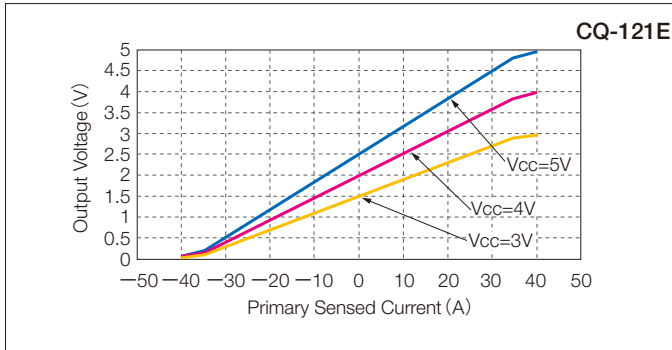
Sensitivity rank	Color of label	Sensitivity range (mV/A)		Typical sensitivity (mV/A)	Variation (%)
		Min	Max		
B	Green	55.0	60.7	57.85	±4.9
C	Blue	59.9	66.1	63.00	±4.9
D	Yellow	65.3	72.0	68.65	±4.9

CQ-131E

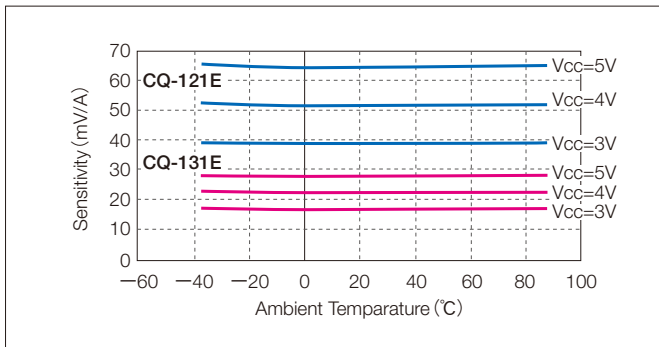
Sensitivity rank	Color of label	Sensitivity range (mV/A)		Typical sensitivity (mV/A)	Variation (%)
		Min	Max		
B	Green	24.0	26.3	25.15	±4.6
C	Blue	25.7	28.3	27.00	±4.8
D	Yellow	27.7	30.3	28.85	±4.0

Characteristics of Current Transducer CQ-121E, CQ-131E (For reference only)

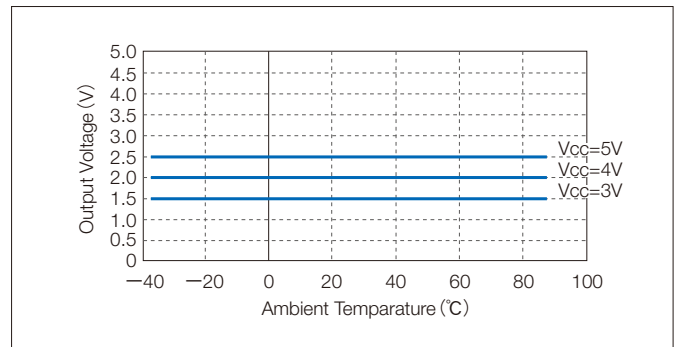
◆ Primary Sensed Current versus Output Voltage



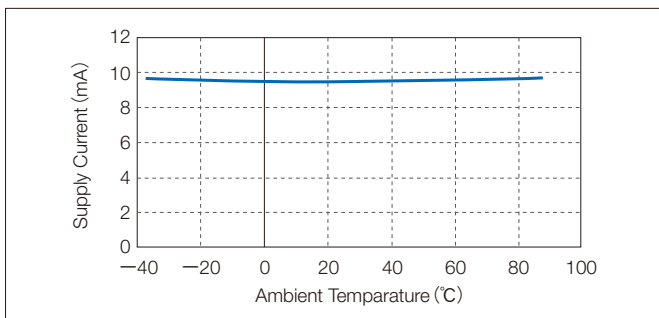
◆ Sensitivity versus Ambient Temperature



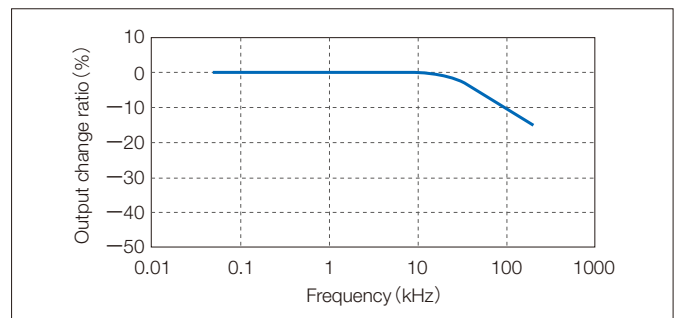
◆ OA Output Voltage versus Ambient Temperature



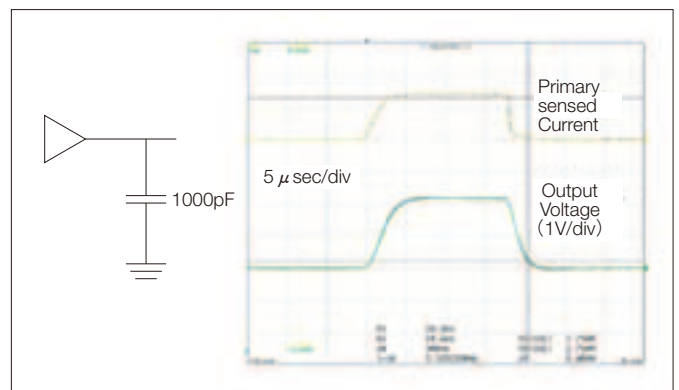
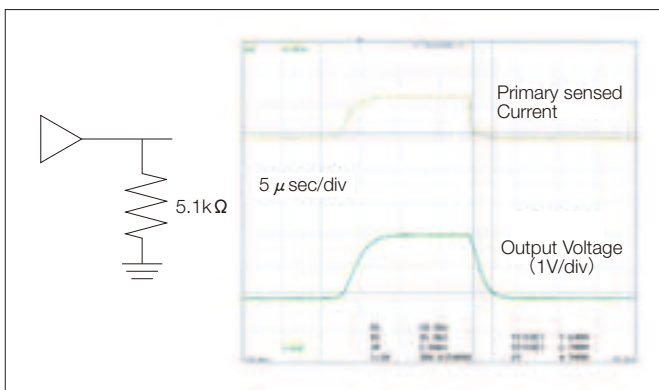
◆ Supply Current versus Ambient Temperature (CQ-121E, 131E)



◆ Frequency Response



Step Response (CQ-121E, 131E)



ASAHI KASEI EMD CORPORATION

Headquarters

1-105 Kanda Jinbocho, Chiyoda-ku, Tokyo 101-8101, Japan
 TEL : +81-3-3296-3961 FAX : +81-3-3296-3962

Osaka Office

1-2-6 Dojimahama Kita-ku, Osaka 530-8205, Japan
 TEL : +81-6-6347-3133 FAX : +81-6-6347-3132
<http://www.akemd.com/>